



FEATURES

- * Ideal for printed circuit board
- * Reliable low cost construction utilizing molded plastic technique
- * High surge current capability
- * Polarity: Symbol molded on body
- * Mounting position: Any
- * Weight: 0.12 grams

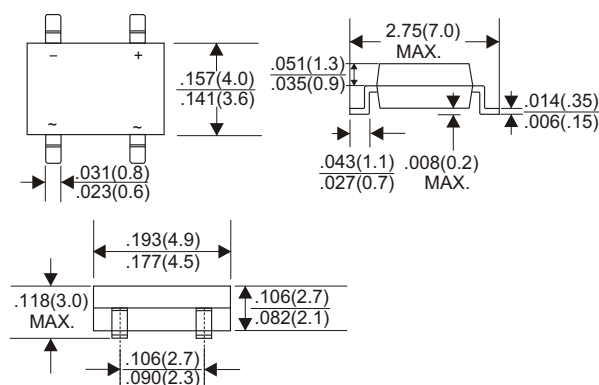
VOLTAGE RANGE

50 to 1000 Volts

CURRENT

0.6 Ampere

MBS



MAXIMUM RATINGS AND ELECTRICAL CHARACTERISTICS

Rating 25°C ambient temperature unless otherwise specified.
Single phase half wave, 60Hz, resistive or inductive load.
For capacitive load, derate current by 20%.

TYPE NUMBER	MB05S	MB1S	MB2S	MB4S	MB6S	MB8S	MB10S	UNIT
Maximum Recurrent Peak Reverse Voltage	50	100	200	400	600	800	1000	V
Maximum RMS Voltage	35	70	140	280	420	560	700	V
Maximum DC Blocking Voltage	50	100	200	400	600	800	1000	V
Maximum Average Forward Rectified Current at Ta=40°C (Note 1)	0.6							A
Peak Forward Surge Current, 8.3 ms single half sine-wave superimposed on rated load (JEDEC method)	25							A
Maximum Forward Voltage Drop per Bridge Element at 0.3A D.C.	1.0							V
Maximum DC Reverse Current Ta=25°C	5.0							µA
at Rated DC Blocking Voltage Ta=125°C	500							µA
Typical Thermal Resistance R _{JA} (Note 2)	75							°C/W
Operating Temperature Range, T _J	-55 — +150							°C
Storage Temperature Range, T _{STG}	-55 — +150							°C

NOTES: 1. Mounted on P.C. Board.
2. Thermal Resistance Junction to Ambient.

RATING AND CHARACTERISTIC CURVES (MB05S THRU MB10S)

FIG.1-TYPICAL FORWARD CURRENT DERATING CURVE

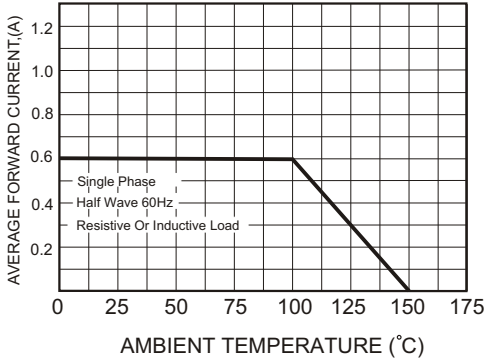


FIG.2-MAXIMUM NON-REPETITIVE FORWARD SURGE CURRENT

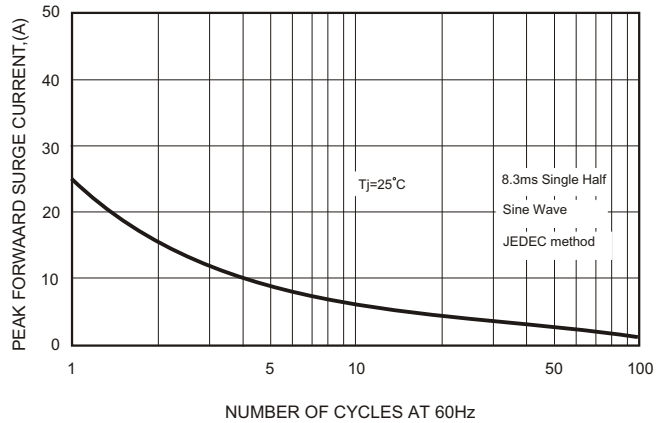


FIG.3-TYPICAL FORWARD CHARACTERISTICS

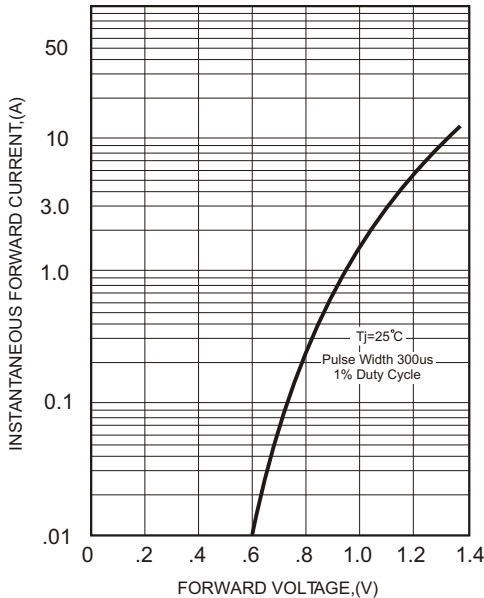


FIG.4-TYPICAL REVERSE CHARACTERISTICS

